



Locum Tenens Job Trends



CONFIDENTIAL

August 20, 2023

This report, including the data and images within, is owned by Aya Healthcare Inc., including its subsidiaries.

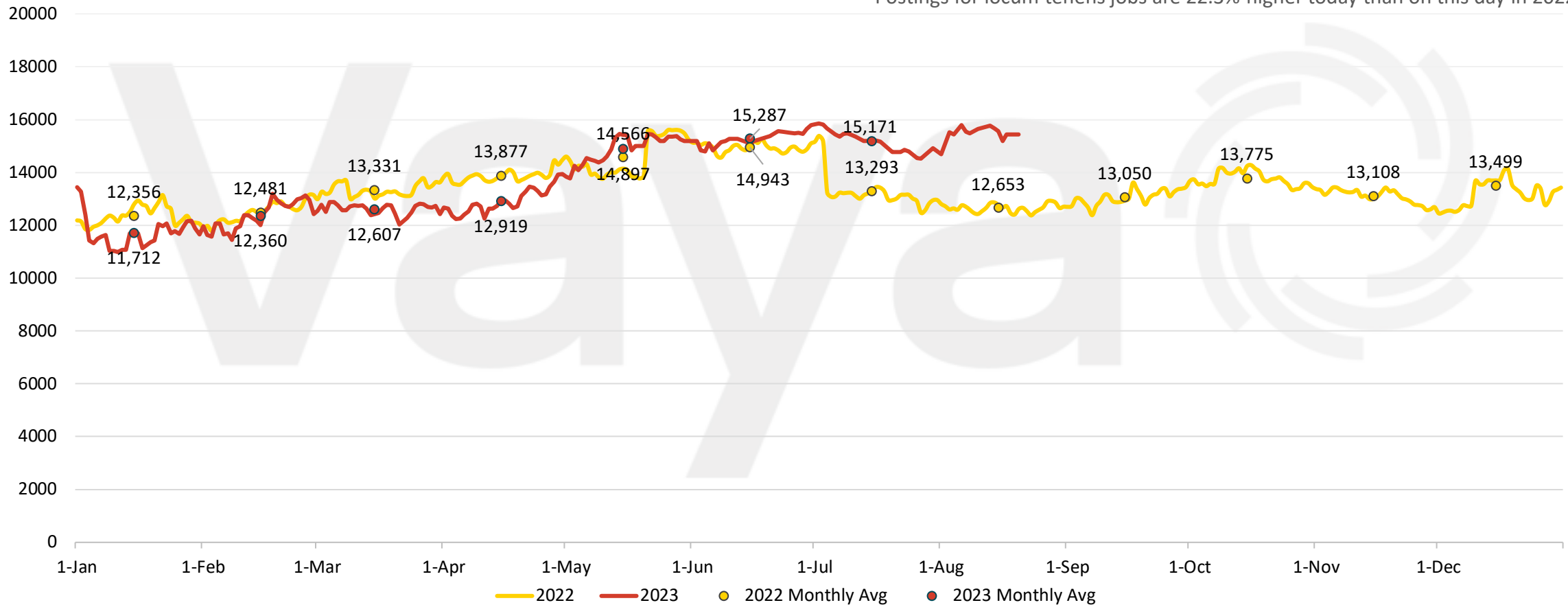
Reports are created for client use only. Not for distribution.

Locum Tenens Job Posting Volume

YOY



- Locum tenens demand has increased 4.4% over the last 30 days as of 8/20/2023.
- Postings for locum tenens jobs are 22.3% higher today than on this day in 2022.



• **VAYA HEALTHCARE 2023. CONFIDENTIAL. NOT FOR DISTRIBUTION.**

• Data is as of 8/20/2023 and is based on open locum tenens jobs posted on DocCafe.com and MedJobsCafe.com that have been open for no longer than 90 days for all specialties of physicians and Advanced Practice Providers

Change in Locum Tenens Job Demand by State

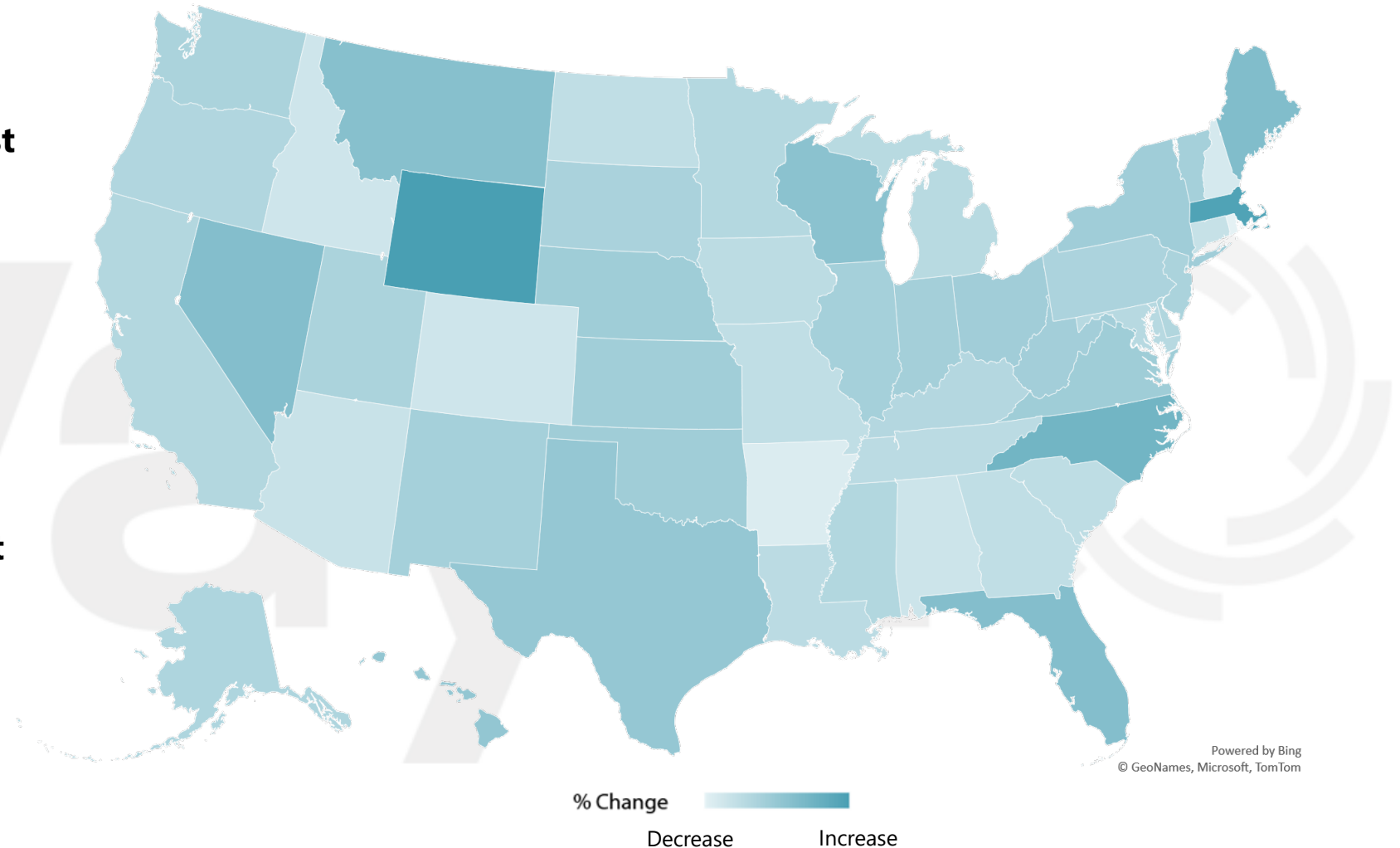
8/6/2023 - 8/20/2023

The states with the largest increase in open jobs:

1. Rhode Island
2. Colorado
3. South Dakota
4. Nevada
5. Oregon

The states with the largest decrease in open jobs:

1. Hawaii
2. Wisconsin
3. Wyoming
4. Iowa
5. Oklahoma

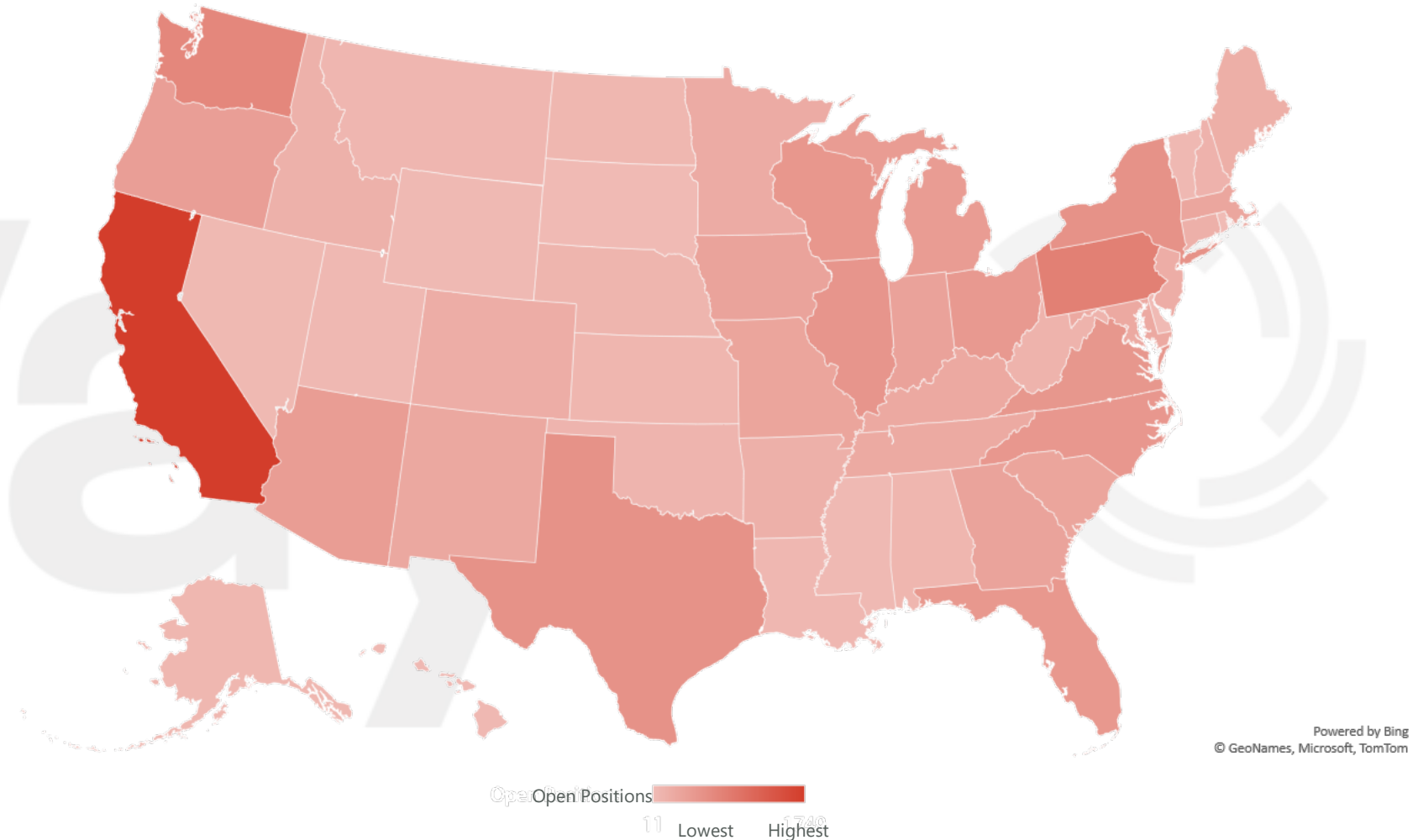


Locum Tenens Job Demand by State

8/20/2023

The states with the most open jobs:

1. California
2. Pennsylvania
3. Washington
4. New York
5. North Carolina
6. Texas
7. Virginia
8. Florida
9. Illinois
10. Ohio



• VAYA HEALTHCARE 2023. CONFIDENTIAL. NOT FOR DISTRIBUTION.

• Data is based on open locum tenens positions posted on DocCafe.com and MedJobsCafe.com that have been open for no longer than 90 days for all specialties of physicians and advanced practice providers.

Change in Demand by Specialty

Top 10 Locum Tenens Specialties by Open Jobs as of 8/20/2023

Physicians		
Specialty	Change in Demand	% Change in Demand
Emergency Medicine	▼	-10.5%
Obstetrics & Gynecology	▼	-4.2%
Anesthesiology	▲	8.5%
Family Practice-Without OB	▼	-2.8%
Hospitalist	▲	6.9%
Gastroenterology	▼	-8.4%
Psychiatric-Mental Health	▼	-11.1%
Radiology	▲	7.7%
Internal Medicine	▲	1.8%
Pediatrics	▼	-2.5%

Advanced Practice Providers		
Specialty	Change in Demand	% Change in Demand
CRNA	▲	8.3%
NP - Family Practice/Primary Care	▲	0.4%
PA - Family Practice/Primary Care	▼	-15.7%
NP - Urgent Care	▼	-5.6%
Dentist - General	▼	-22.9%
NP - Surgery-General	▼	-11.8%
NP - Emergency Medicine	▼	-9.4%
NP - Psychiatric-Mental Health	▼	-24.1%
PA - Urgent Care	▼	-5.1%
PA - Emergency Medicine	▼	-8.5%

- **VAYA HEALTHCARE 2023. CONFIDENTIAL. NOT FOR DISTRIBUTION.**
- Change in demand is change in number of job postings 8/6/23 - 8/20/2023
- Data is based on open locum tenens positions posted on DocCafe.com and MedJobsCafe.com that have been open for no longer than 90 days for all specialties of physicians and advanced practice providers.